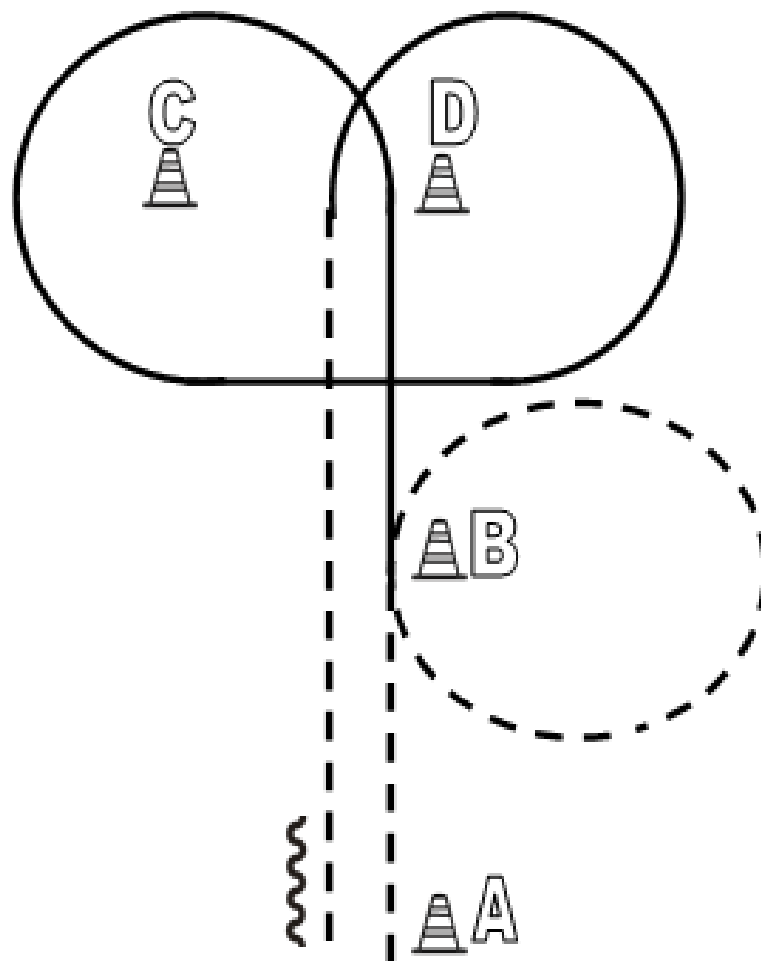


Western Horsemanship

L 1 Youth, L 1 Amateur, Rasseoffen

I



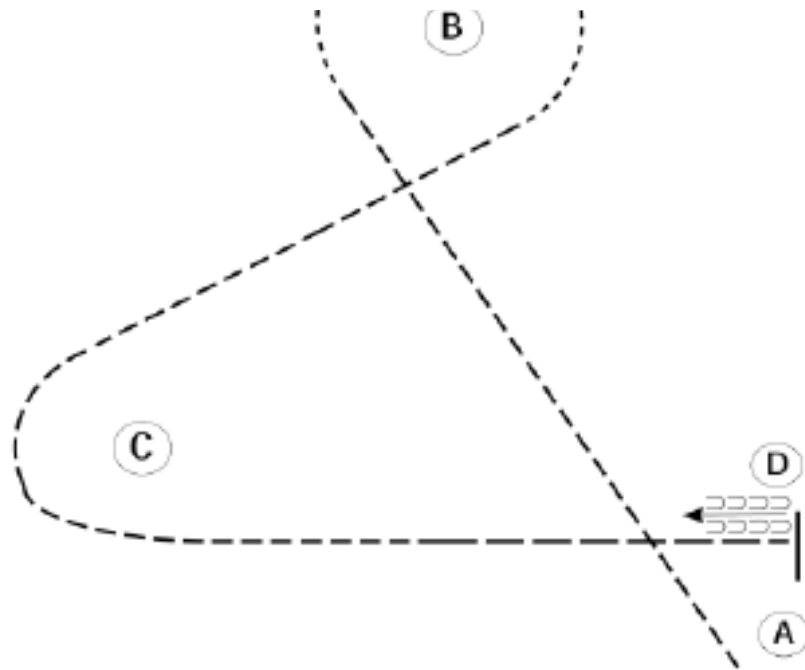
Be ready at A

1. Jog, Jogvolte
2. Lope left
3. Jog
4. Stop
5. Back up

Walk to the warmup area.

WT Horsemanship

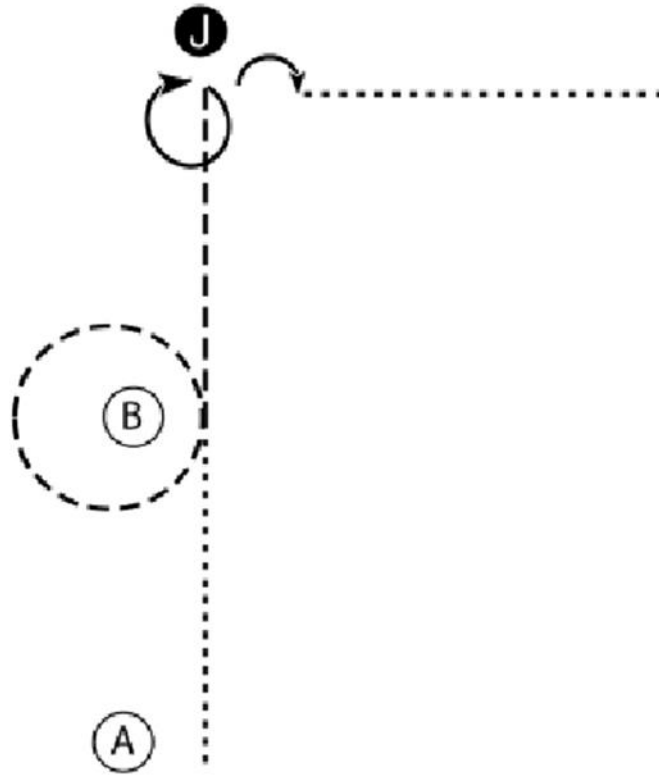
L 1 Amateur, Rasseoffen,



- Be ready at A.
1. Jog to B.
2. At B, walk and walk around B.

Showmanship at Halter

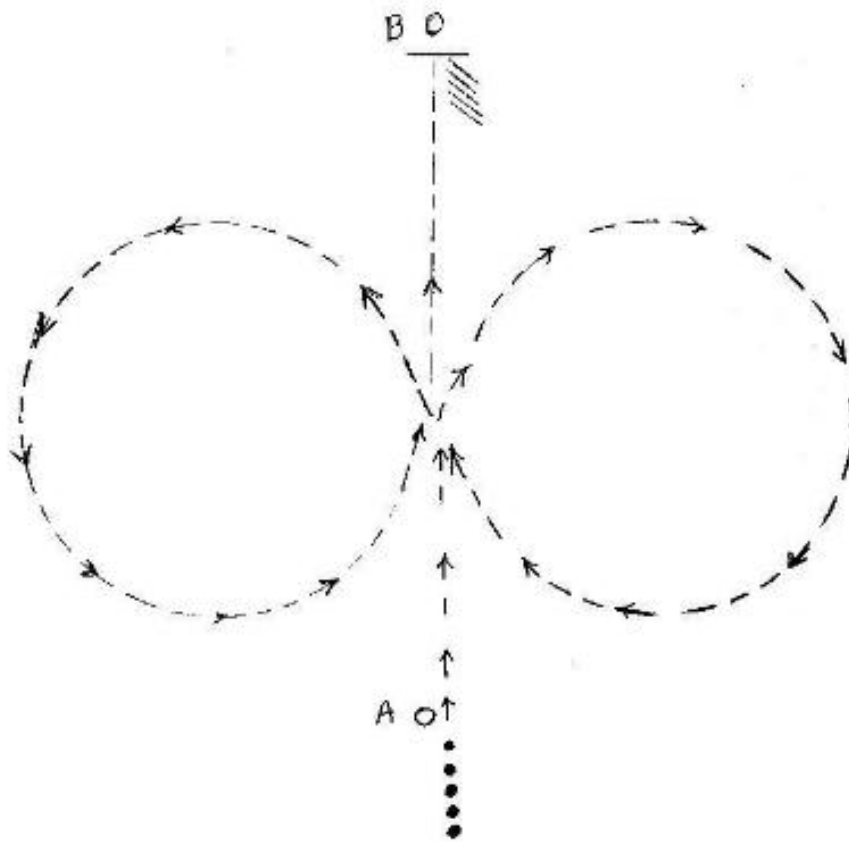
Rasseoffen



1. Walk from A to B.
2. At B trot. Trot a circle around B and continue to the Judge
3. Stop and perform a 360 degree turn. Set up for inspection.
4. When dismissed perform a 90 degree turn.
5. Walk straight away from the Judge.

Hunt Seat Equitation

L 1 Youth Walk trot, L 1 Amateur Walk Trot



WALK TO MARKER A.

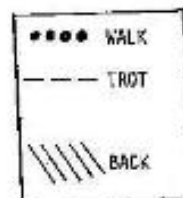
AT MARKER A BEGIN TROT ON PROPER DIAGONAL FOR RIGHT HAND CIRCLE.

TROT CIRCLE RIGHT.

CLOSE CIRCLE AND CHANGE DIAGONALS.

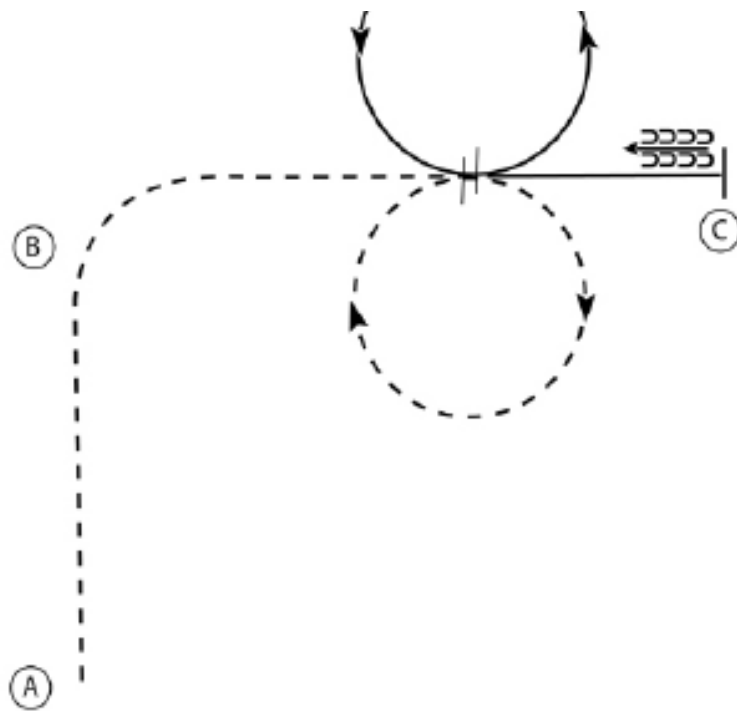
CLOSE CIRCLE AND: sitting trot to marker B

AT MARKER B STOP AND BACK.



Hunt Seat Equitation

L 1 Amateur, Rasseoffen



1. Sitting trot A to B.
2. At B posting trot towards C on the left diagonal.
3. Before C posting trot a circle to the right followed by a canter circle to the left on the left lead, continue to C.
4. At C stop and back four steps.

Pattern

Reining:

L 1 Youth	Pt. 14
L 1 Amateur	Pt. 12
Rasseoffen	Pt. 6

Western Riding:

L 1 Youth, L1 Amateur

Level 1 Pt. 3

Ranch Riding:

L1 Amateur , L1 Youth

Pt. 3

Rasseoffen

Pt. 3

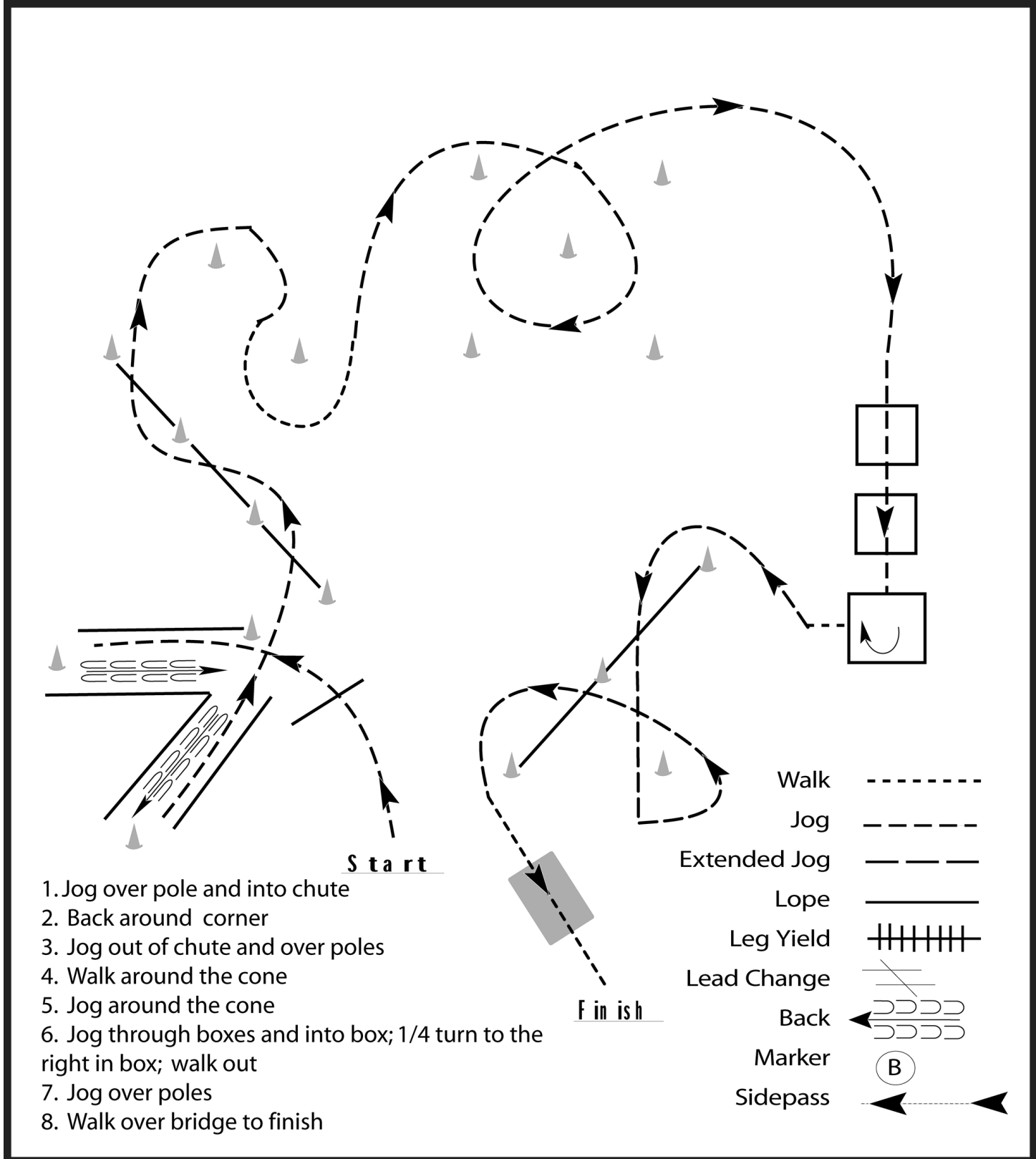
NRW All Novice Show, Lindlar

Walk-Trot / in Hand Trail

Show Date:

www.HorseShowPatterns.com

www.HorseShowPatterns.com



1. Jog over pole and into chute
2. Back around corner
3. Jog out of chute and over poles
4. Walk around the cone
5. Jog around the cone
6. Jog through boxes and into box; 1/4 turn to the right in box; walk out
7. Jog over poles
8. Walk over bridge to finish

Walk	⋯⋯⋯⋯
Jog	- - - - -
Extended Jog	- - - - -
Lope	—————
Leg Yield	
Lead Change	///
Back	←←←←←
Marker	(B)
Sidepass	←-----→

[TWT-15]

Pattern Provided by:
Showmanagement

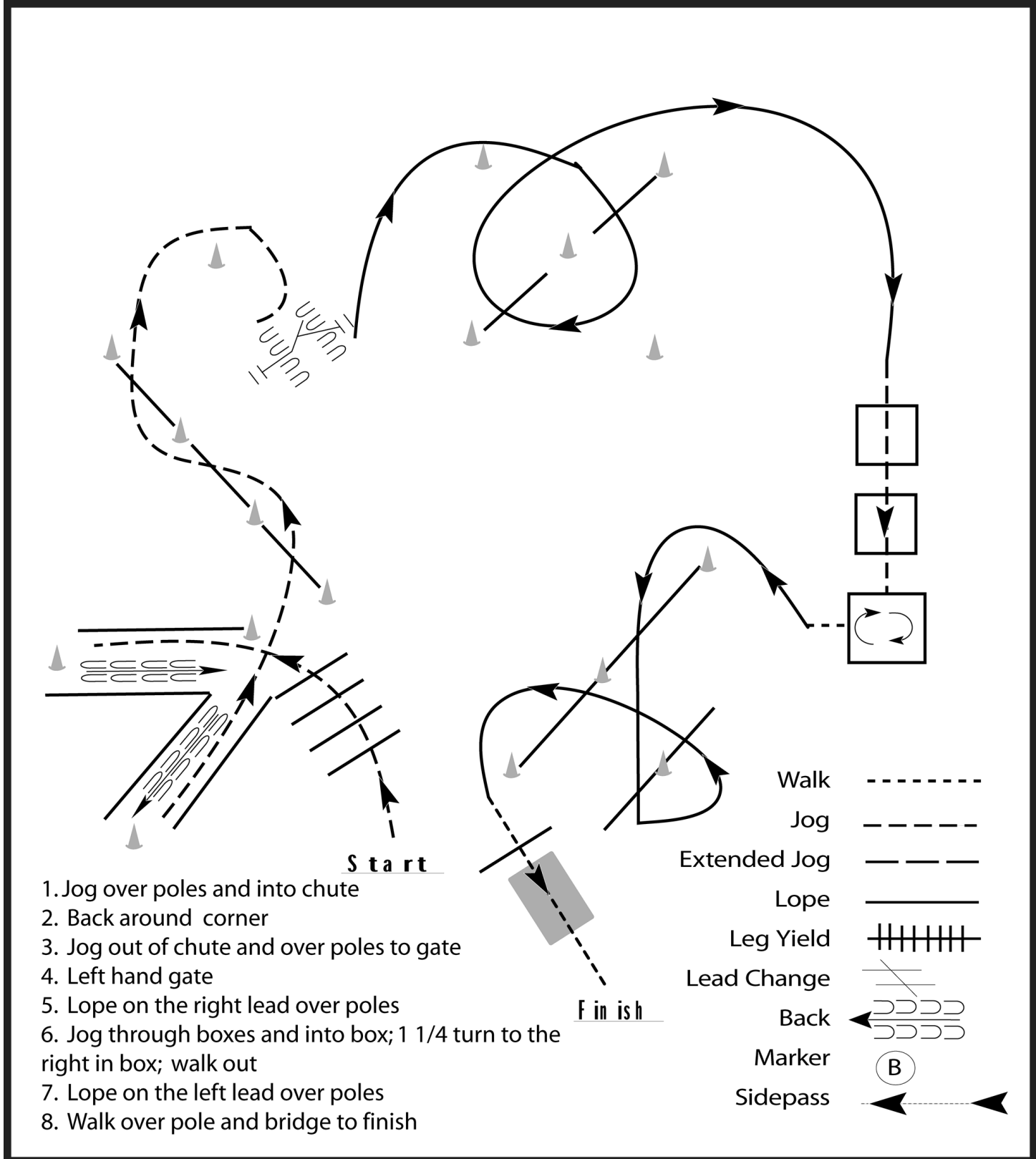
NRW All Novice Show, Lindlar

L1 Youth/Amateur + rasseoffen

Show Date:

www.HorseShowPatterns.com

www.HorseShowPatterns.com



1. Jog over poles and into chute
2. Back around corner
3. Jog out of chute and over poles to gate
4. Left hand gate
5. Lope on the right lead over poles
6. Jog through boxes and into box; 1 1/4 turn to the right in box; walk out
7. Lope on the left lead over poles
8. Walk over pole and bridge to finish

Walk	-----
Jog	- - - - -
Extended Jog	-----
Lope	=====
Leg Yield	
Lead Change	////
Back	←←←←←
Marker	(B)
Sidepass	←-----→

[T/2-15]

Pattern Provided by:
Showmanagement