

EWU-C-Turnier: Weingarten / Baden

You're Welcome

Bewirtung durch den Reitverein Weingarten e.V.

Duschmöglichkeit vor Ort

Tolles Reiterfrühstück am Sonntag

Samstagabend : Barbetrieb

Die Meldestelle ist geöffnet :
Freitag von 17.00 - 18.00 Uhr

Samstag ab 8.00 Uhr

Sonntag ab 9.00 Uhr

vorläufiger Zeitplan :

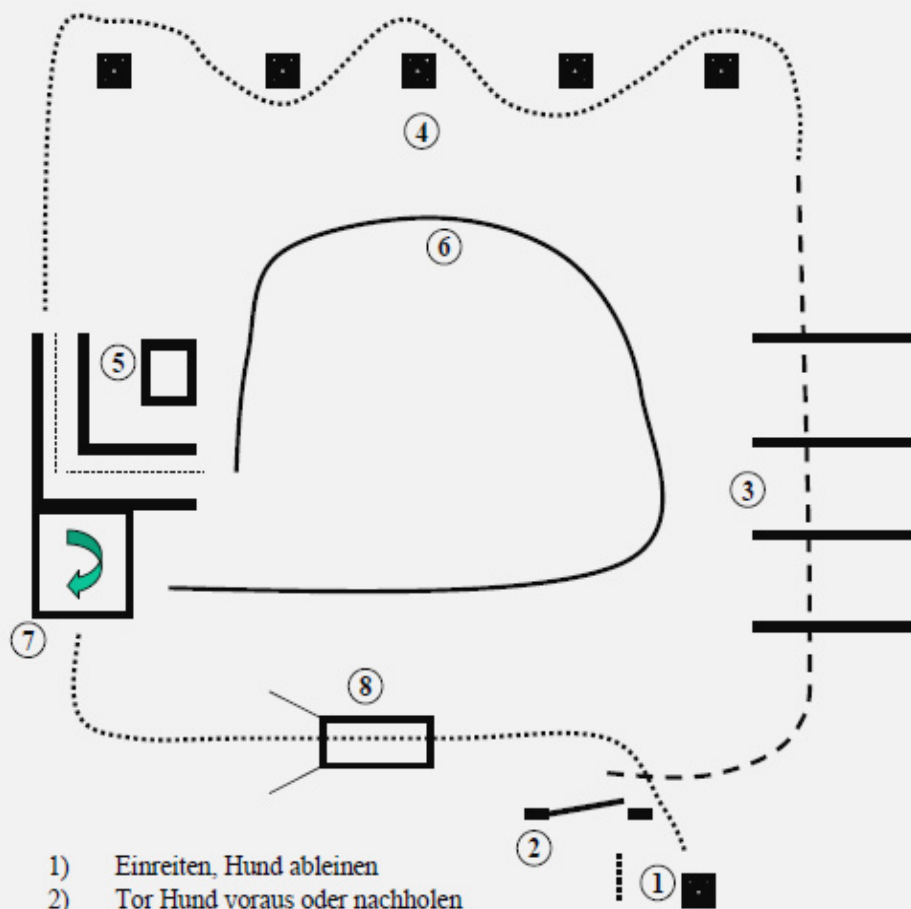
Samstag, 03.08.2013

Begin	Prüfung	Prüfungsbezeichnung	Pattern
09:00	LK 4A TH	Trail	
09:30	LK 5 TH	Trail	
10:00	LK 4B TH	Trail	
10:30	LK 3 TH	Trail	
11:15	LK 4/5 B WPL	Western Pleasure	
11:30	LK 5A WPL	Western Pleasure	
12:00	LK 4A WPL	Western Pleasure	
12:15	LK 3 WPL	Western Pleasure	
12:45	S 42	S 42 Ü 40 WHS LK 1-5	
13:00	WT	S 31 Walk Trot WPL 6-15 J.	
13:15	FZ	S 35 Führzügelklasse 6-14	
13:30	Pause	Mittagspause	
14:00	LK 4/5 SSH	Showmanship at Halter	
14:30	S 02	S 02 Greenhorse Reining	2 A
15:00	S 44	S 44 Ü 40 RN LK 1-4	8 bzw 8 A
15:30	LK 1 RN	Reining	2
16:00	LK 2 RN	Reining	2
16:30	LK 4A RN	Reining	6 A
17:30	LK 3/4 B RN	Reining	8 A
18:00	LK 3A RN	Reining	6
anschl.	S23	S 23 Schnupper H&D TH	3
anschl.	S 22	S 22 Horse & Dog Trail LK 3-5	3
anschl.	S 21	S 21 Horse & Dog Trail LK 1-2	3
anschl.	S 11	S 11 Freestyle Reining	
		Ende ca. 20:30Uhr	

Sonntag, 04.08.2013

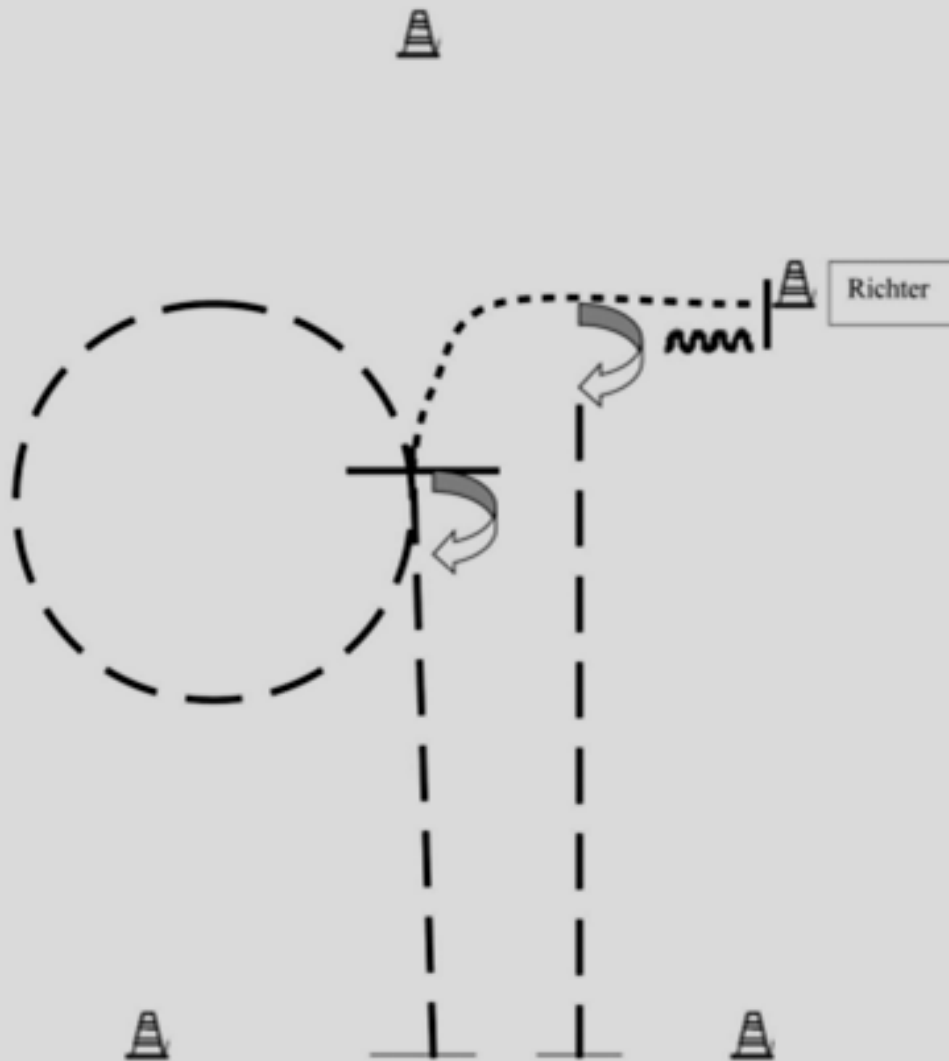
Begin	Prüfung	Prüfungsbezeichnung	Pattern
10:00	LK 2 TH	Trail	
10:25	LK 1 TH	Trail	
10:45	LK 4A WHS	Western Horsemanship	
10:55	LK 5 WHS	Western Horsemanship	
11:05	LK 3A WHS	Western Horsemanship	
11:30	LK 3/4 B WHS	Western Horsemanship	
11:45	LK 3 WR	Western Riding	7
12:10	LK 1/2 WR	Western Riding	7
12:30	S 41	S 41 Ü 40 WPL LK 1-5	
12:40	Pause	Mittagspause	
13:40	LK 1-3 SSH	Showmanship at Halter	
14:05	LK 2 sen SUHO	Senior Superhorse	3
14:25	LK 1 sen SUHO	Senior Superhorse	3
anschl.	LK 2 WPL	Western Pleasure	
anschl.	LK 1 WPL	Western Pleasure	
anschl.	LK 1/2 WHS	Western Horsemanship	
		Ende ca. 16:30 Uhr	

Horse & Dog Trail Championat LK 3 - 5



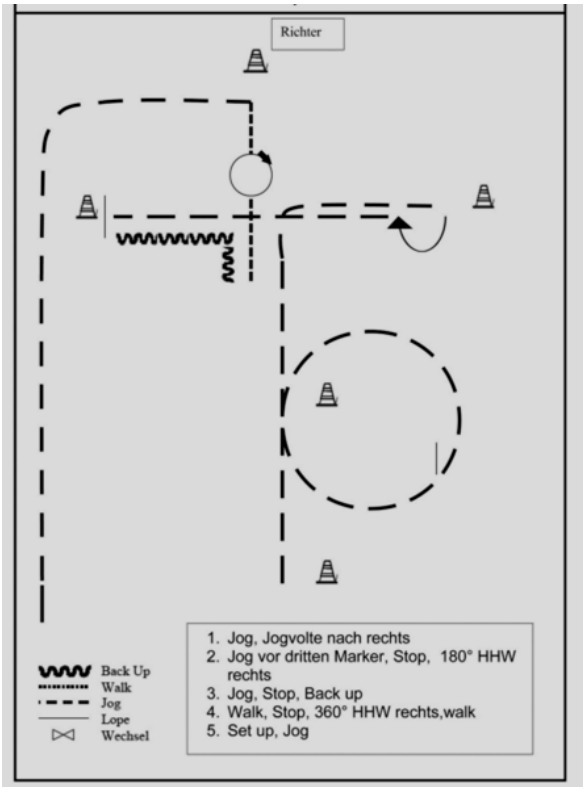
- 1) Einreiten, Hund ableinen
- 2) Tor Hund voraus oder nachholen
- 3) Jog over Hund bei Fuß
- 4) Walk Slalom Hund bei Fuß,
- 5) Back Up L Hund vorher in Viereck ablegen
- 6) Hund abrufen, Rechtsgalopp bis vor Box Hund bei Fuß
- 7) Hund ablegen, Walk in Box 45 Grad Drehung links, Walk out.
- 8) Hund abrufen, Brücke Hund voraus, Absteigen und Hund anleinen.

Showmanship at Halter LK 4/5



-  Back Up
-  Walk
-  Jog
-  Lope
-  Wechsel

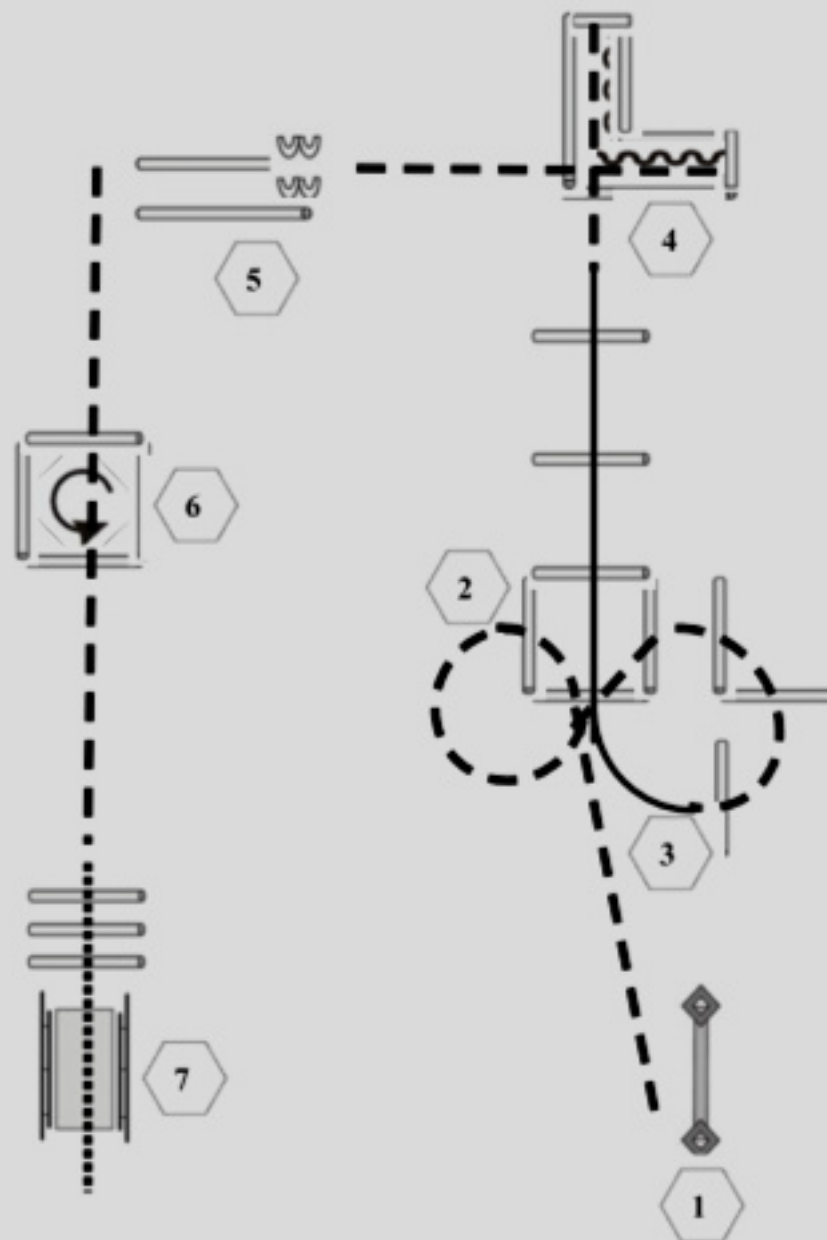
1. Jog auf der Mittellinie,
2. Stop, 360° HHW rechts
3. Jogvolte, ÜG walk
4. Stop, Set up
5. Back, 90° HHW, Jog









Trail

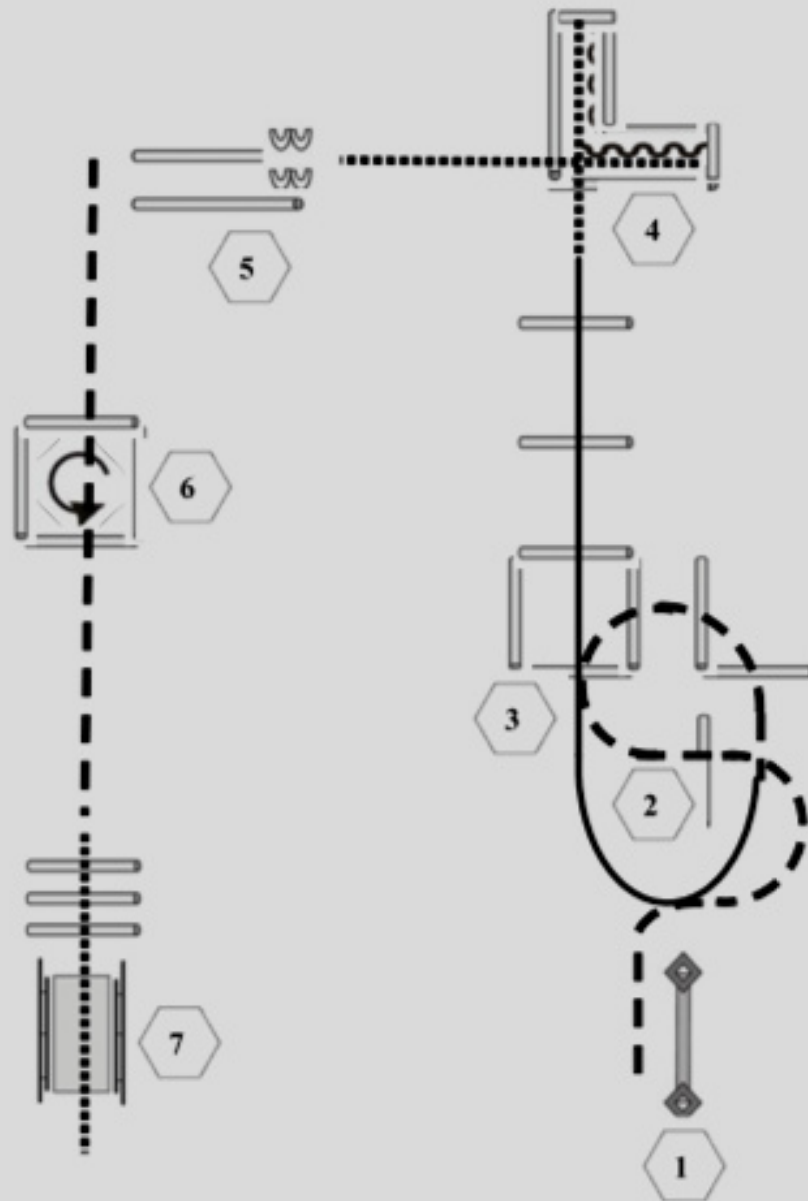
Kat. C

I.K 1









1. Tor
2. Jog Over
3. Lope Over
4. Jog In, Back Up, Jog Out
5. Sidepass rechts
6. Jog In, 360° Drehung links, Jog Out
7. Walk Over, Brücke

- | | |
|---|----------|
|  | Back Up |
|  | Walk |
|  | Jog |
|  | Lope |
|  | Wechsel |
|  | Erhöhung |



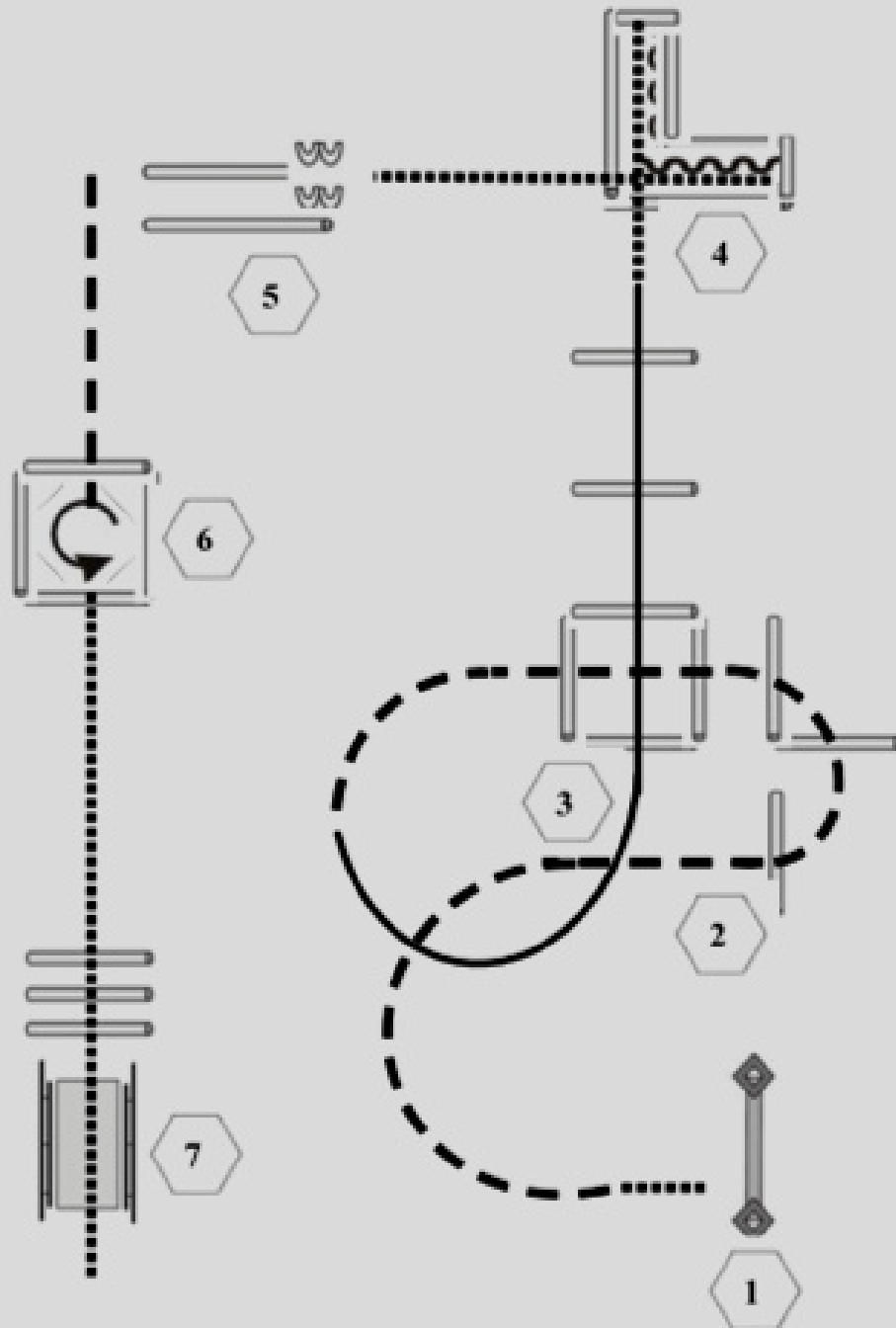
1. Tor
2. Jog Over
3. Lope Over
4. Walk In, Back Up, Walk Out
5. Sidepass rechts
6. Jog In, 360° Drehung links, Jog Out
7. Walk Over, Brücke

- | | |
|---|----------|
|  | Back Up |
|  | Walk |
|  | Jog |
|  | Lope |
|  | Wechsel |
|  | Erhöhung |

Trail

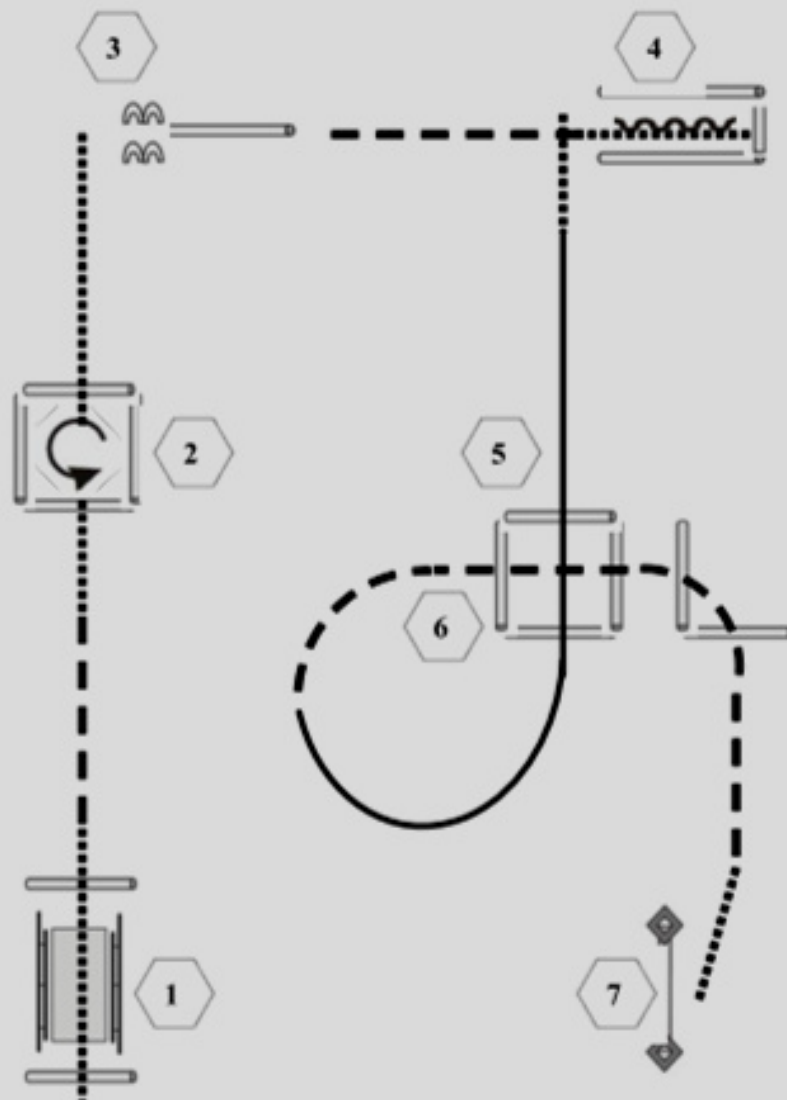
Kat. C

I.K 3









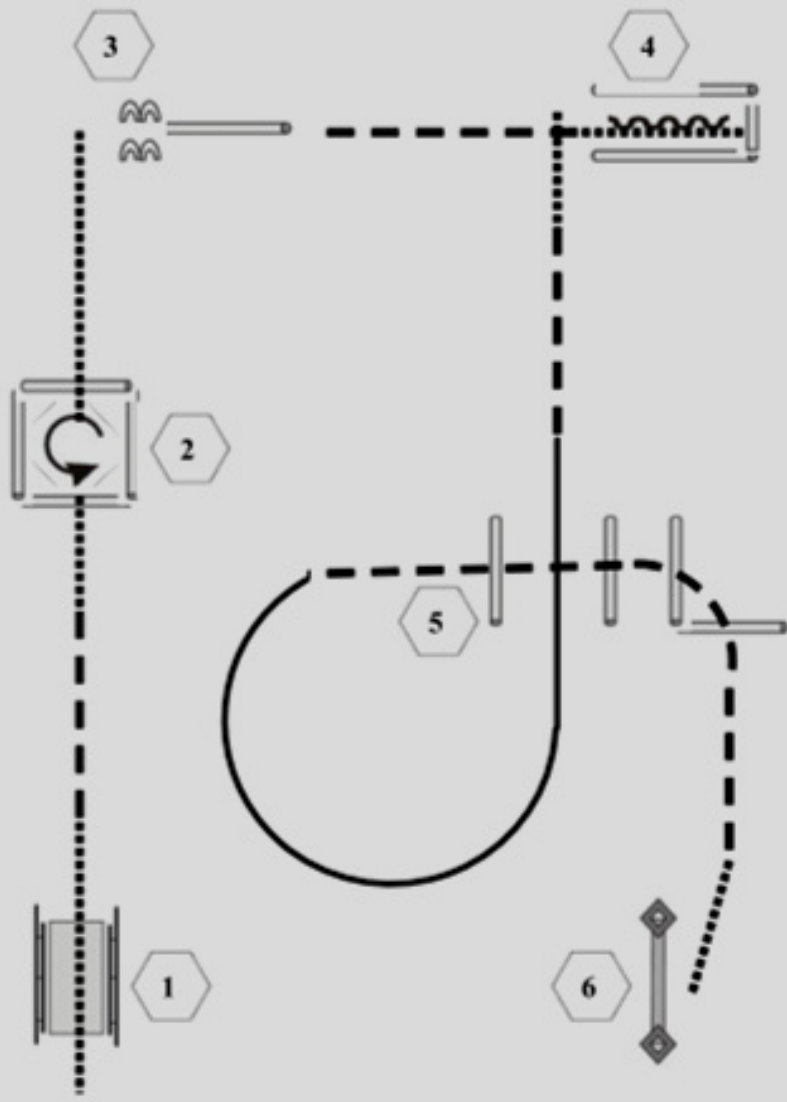
1. Tor
2. Jog Over
3. Lope Over
4. Walk In, Back Up, Walk Out
5. Sidepass rechts
6. Jog In, 360° Drehung links, Walk Out
7. Walk Over, Brücke

- | | |
|--|----------|
| | Back Up |
| | Walk |
| | Jog |
| | Lope |
| | Wechsel |
| | Erhöhung |









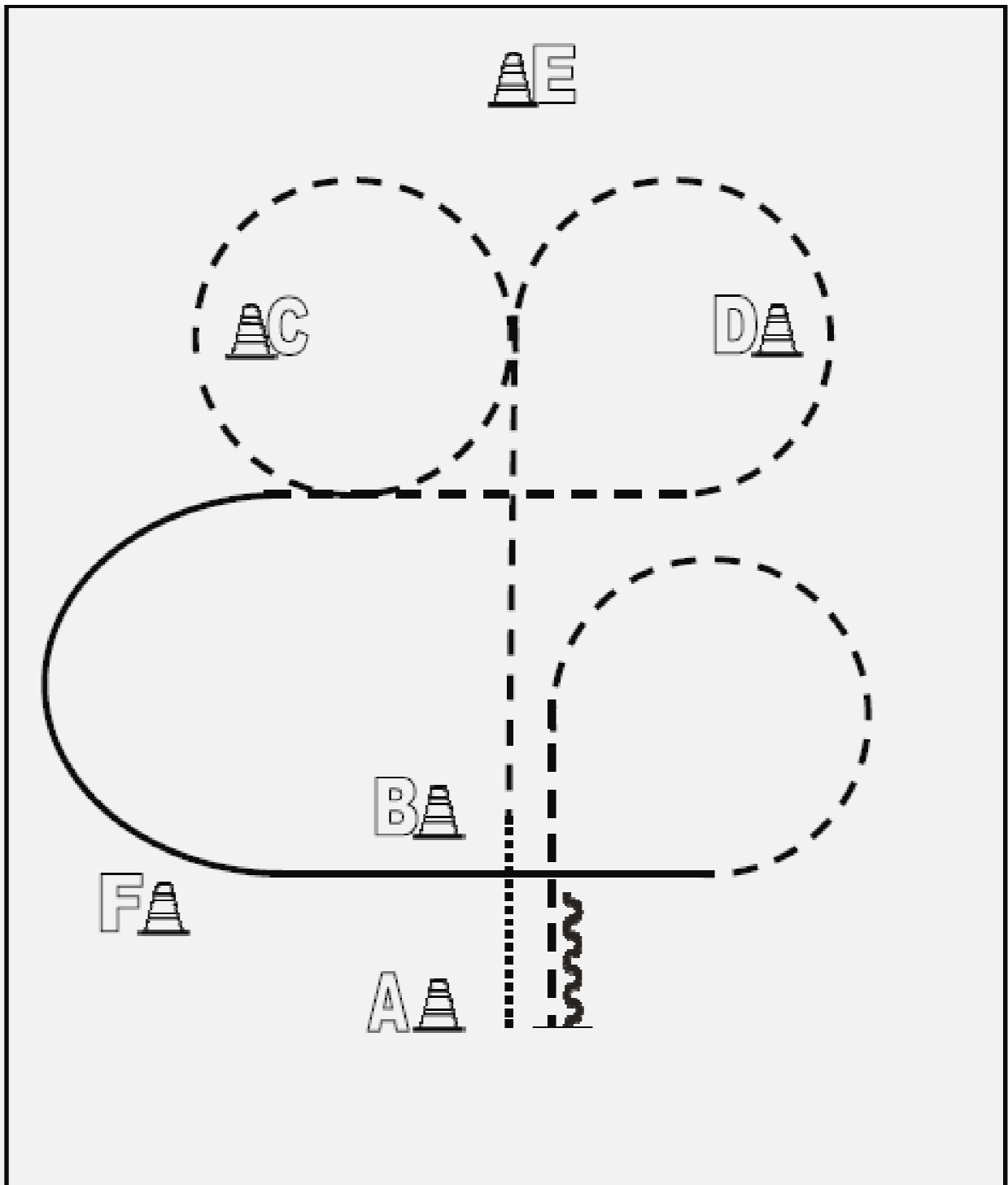
1. Brücke
2. Walk In, Box 360° Drehung links, Walk Out
3. Sidepass rechts
4. Walk In, Back Up
5. Lope Over
6. Jog Over
7. Tee

	Back Up
	Walk
	Jog
	Lope
	Wechsel
	Erhöhung








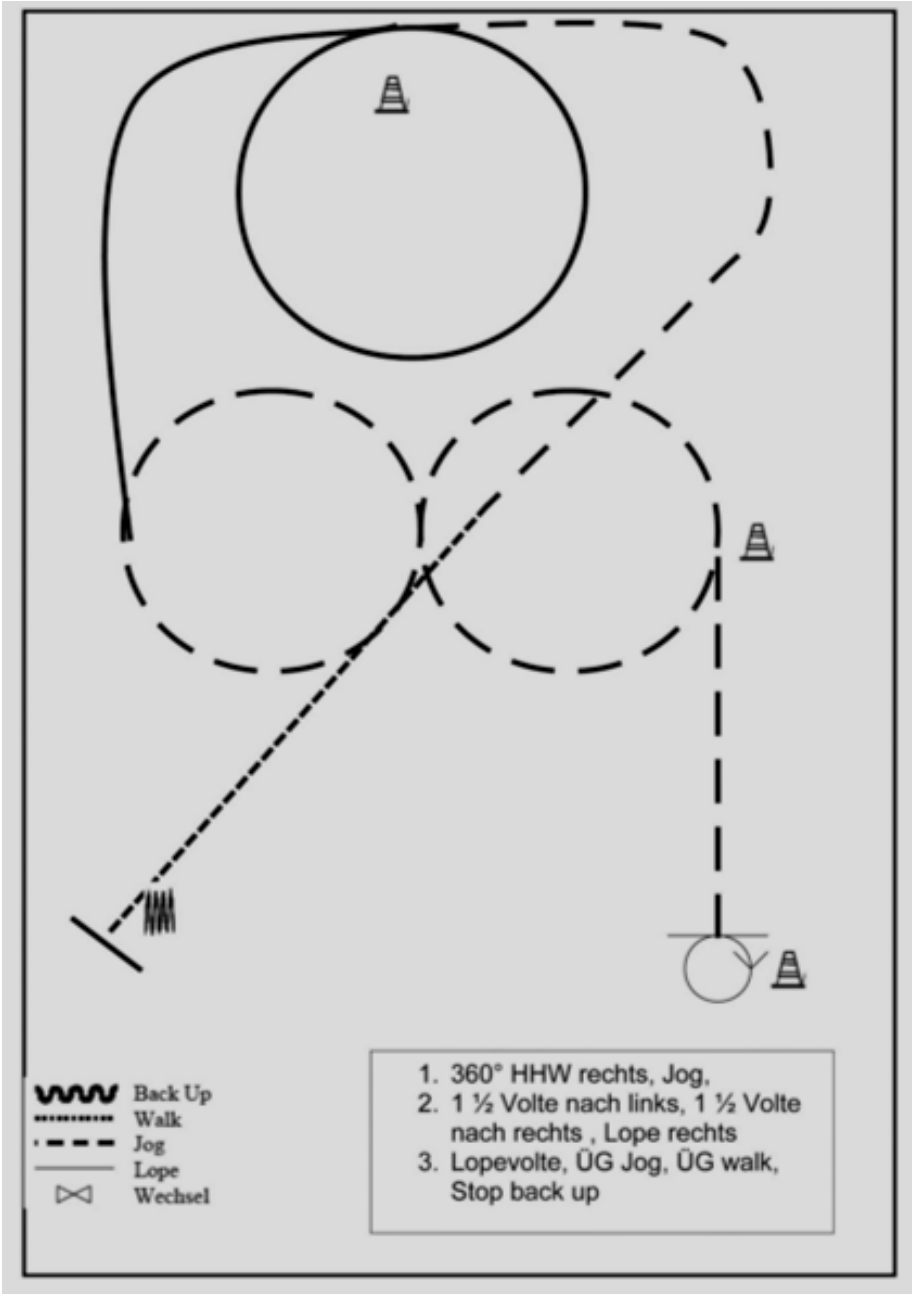
- 1. Brücke
- 2. Walk In, Box 360° Drehung links, Walk Out
- 3. Sidepass rechts
- 4. Walk In, Back Up
- 5. Jog Over
- 6. Tor

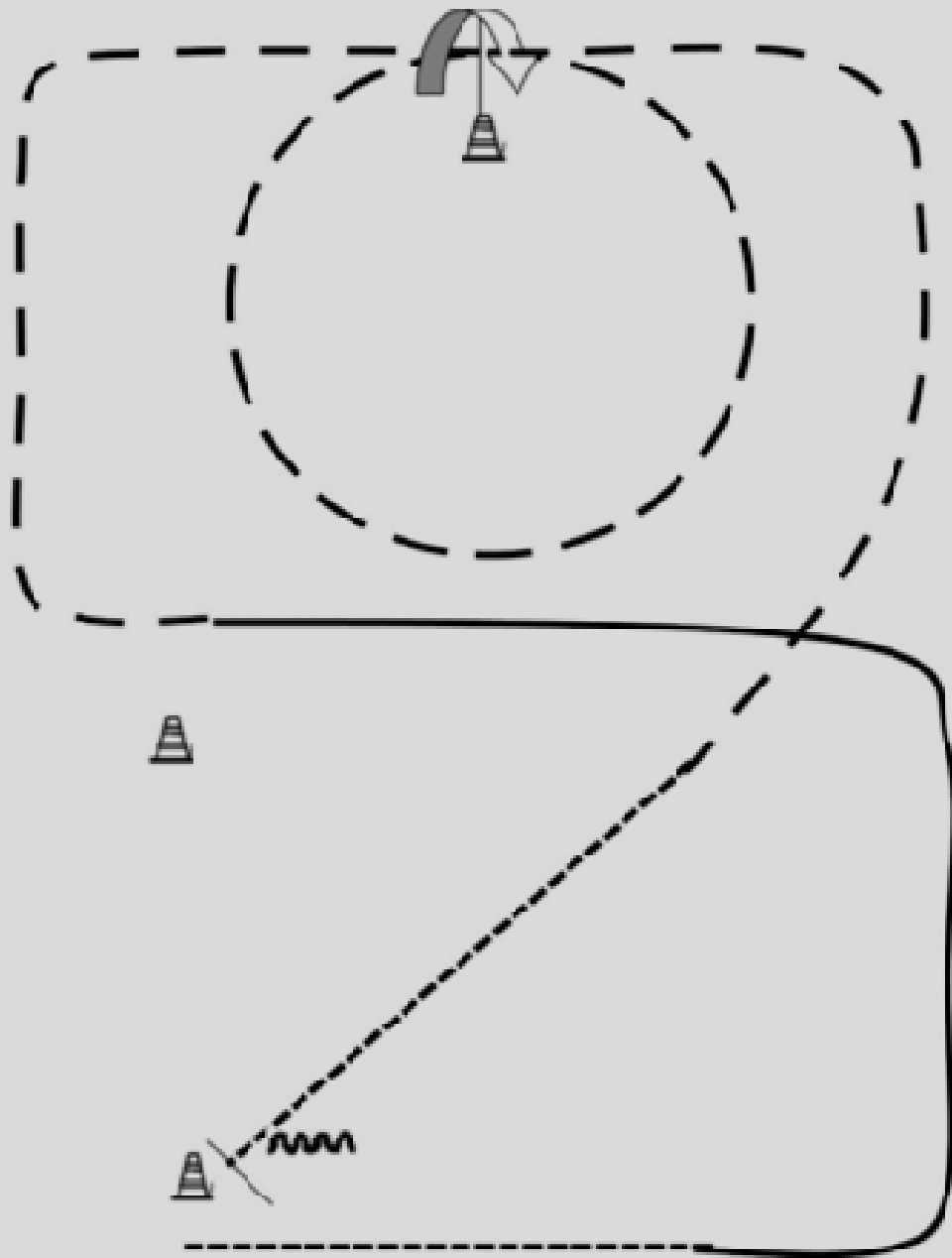
	Back Up
	Walk
	Jog
	Lope
	Wechsel
	Erhöhung



1. Von A nach B Walk
 Von B nach C Jog
 Jogvolte links, 3/4 Jog-Volte rechts um D weiter zu C
2. Bei C Lope links
 Halbe Volte links zu B und weiter bis Höhe D
 Übergang Jog bei D
3. Jogvolte links zu B
 Jog bis A, Stop
 mind. 1 Pferdelänge rückwärtsrichten

	Back Up
	Walk
	Jog
	Lope
	Wechsel





-  Back Up
-  Walk
-  Jog
-  Lope
-  Wechsel

1. Walk, Linksgalopp, ÜG
Jog
2. Jog, Jog Volte, Stop, 360°
rechts HHW
3. Jog, walk, Stop, Back up

