

Patternliste AQ/C Turnier Green Valley Ranch 2

Alle Pattern findet Ihr im Patternbook oder im Online Patternbook

Disziplin	Pattern-Nr.
Western Riding LK 1/2 sen.	12
Western Riding LK 1/2 jun.	13
Western Riding LK 3	13
Q Western Riding LK 1/2 sen.	11
Q Western Riding LK 1/2 jun.	15

Ranch Riding LK 1/2 jun.	15
Ranch Riding LK 1/2 sen.	2
Q Ranch Riding LK 1/2 jun.	16
Q Ranch Riding LK 1/2 sen.	11
Ranch Riding LK 3	22
Ranch Riding LK 4/5	27
Walk Trot Ranch Riding	siehe Anhang

Superhorse LK 1/2	2
Q Superhorse LK 1/2	9

Showmanship LK 1/2	8
Q Showmanship LK 1/2	4
Showmanship LK 3	siehe Anhang
Showmanship LK 4/5	siehe Anhang

Horsemanship LK 1/2	13
Q Horsemanship LK 1/2	7
Horsemanship LK 3	siehe Anhang
Horsemanship LK 4/5	siehe Anhang
Walk Trot Horsemanship	siehe Anhang

Reining LK 1/2 sen	11
Q Reining LK 1/2 sen.	1
Reining LK 1/2 jun.	8
Q Reining LK 1/2 jun.	5
Reining LK 3	5
Reining LK 4	14

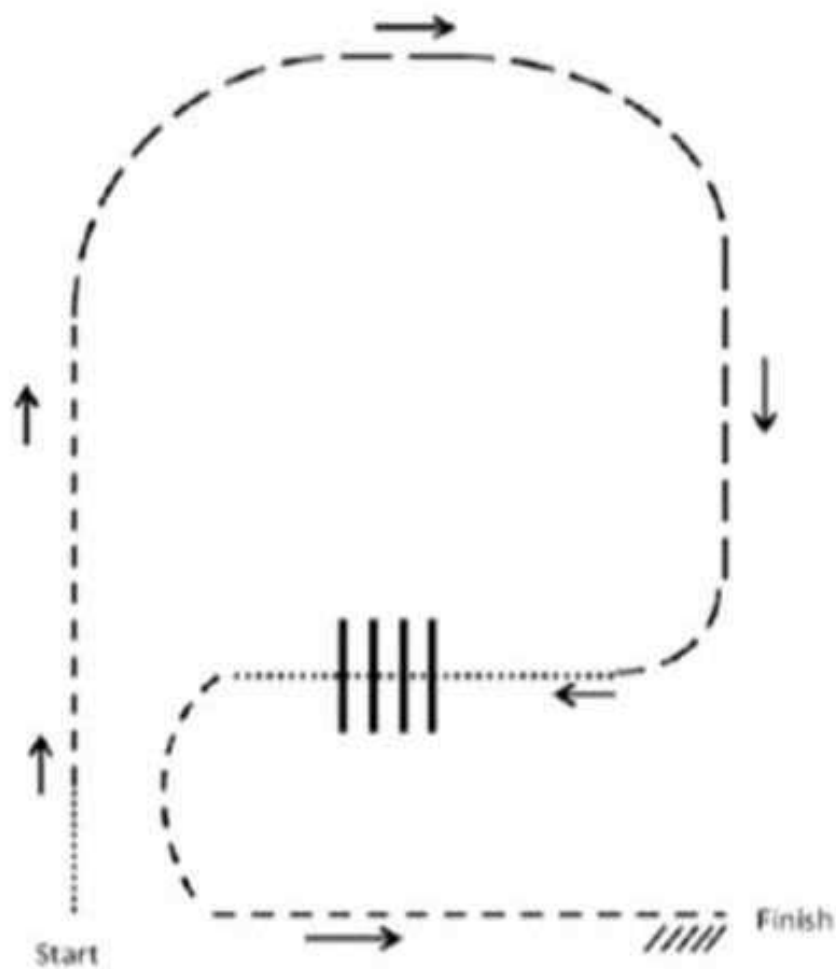
Trails	Set 4
Trail LK 1/2 sen.	1
Q Trail LK 1/2 sen.	5
Trail LK 1/2 jun.	10
Q Trail LK 1/2 jun.	8
Trail LK 3	10
Trail LK 4/5	13
Walk Trot Trail	17

Jungpferde Basis 4j.	3
Jungpferde Basis 5j.	4
Jungpferde Trail 4j.	1
Jungpferde Trail 5j.	2
Jungpferde Reining 4j.	3
Jungpferde Reining 5j.	3
Jungpferde Ranch Riding 4j.	7
Jungpferde Ranch Riding 5j.	8

Youngster Challenge 6j.	3
Youngster Challenge 7j.	3
Youngster Reining 6j.	5
Youngster Reining 7j.	5

2023

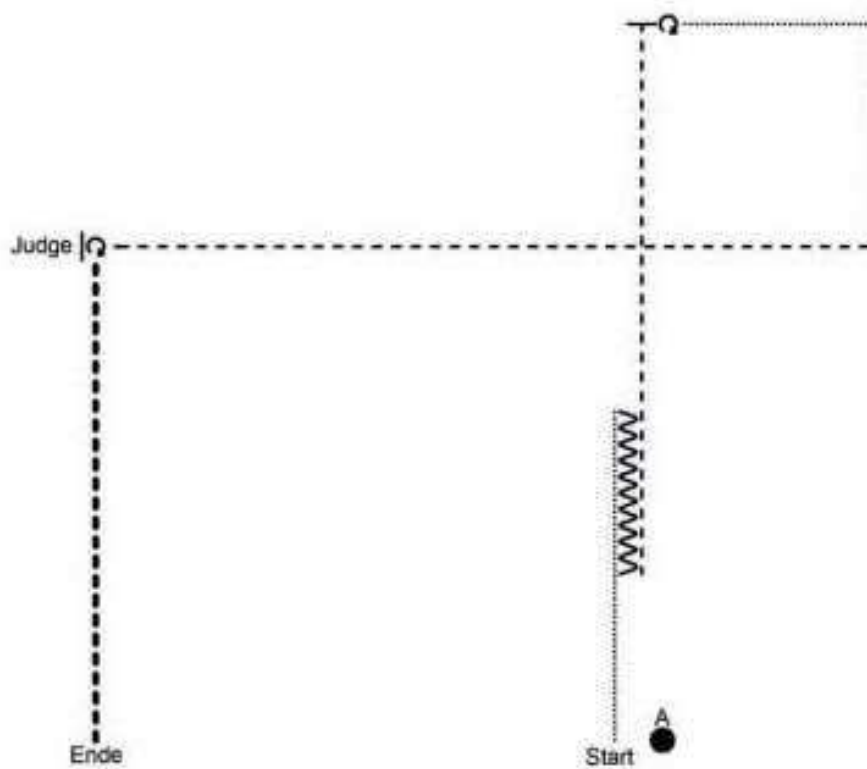
Ranch Riding Walk Trot



Ranch Riding – All Breeds Walk/Trot 11 & Under

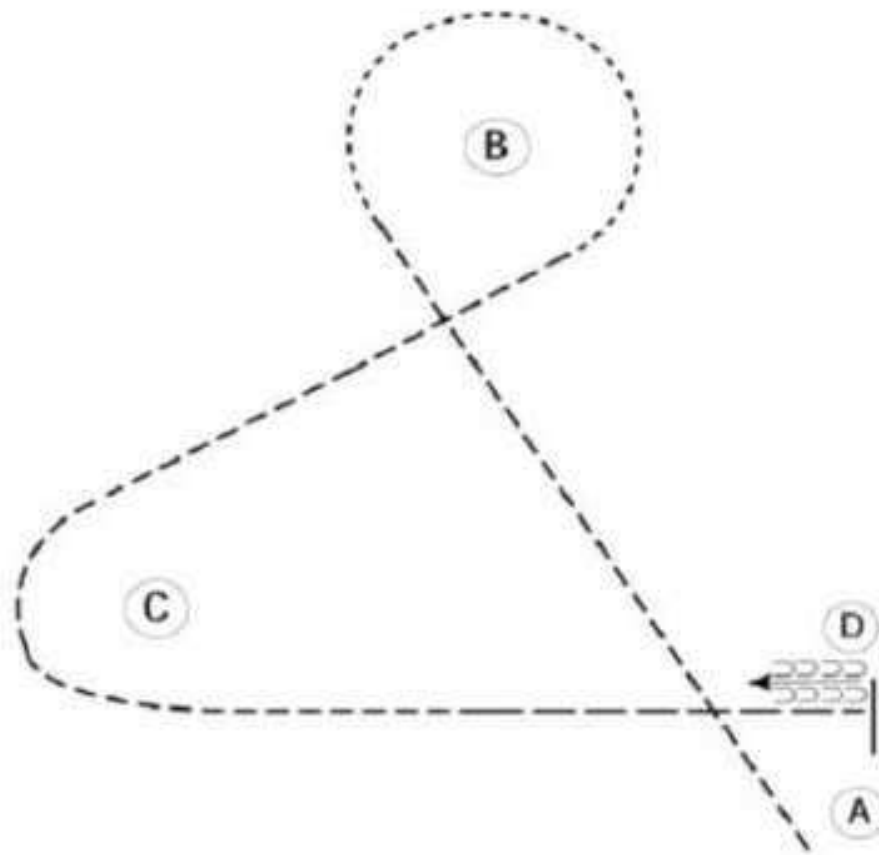
1. Walk two horse lengths
2. Trot up side of arena
3. Extended Trot across the top of the arena and down the side turning towards the logs
4. Break to walk and walk across logs
5. Trot around to the finish
6. Stop and Back
7. Exit pattern at walk

LK3 SSH



- Aufstellung bei A
- Schritt
- Back up
- Trab
- 90° Turn
- Schritt Ecke
- Trab Ecke, Trab zum Richter
- Set up
- Inspection
- 270° Turn
- extended Trot zum Warm Up

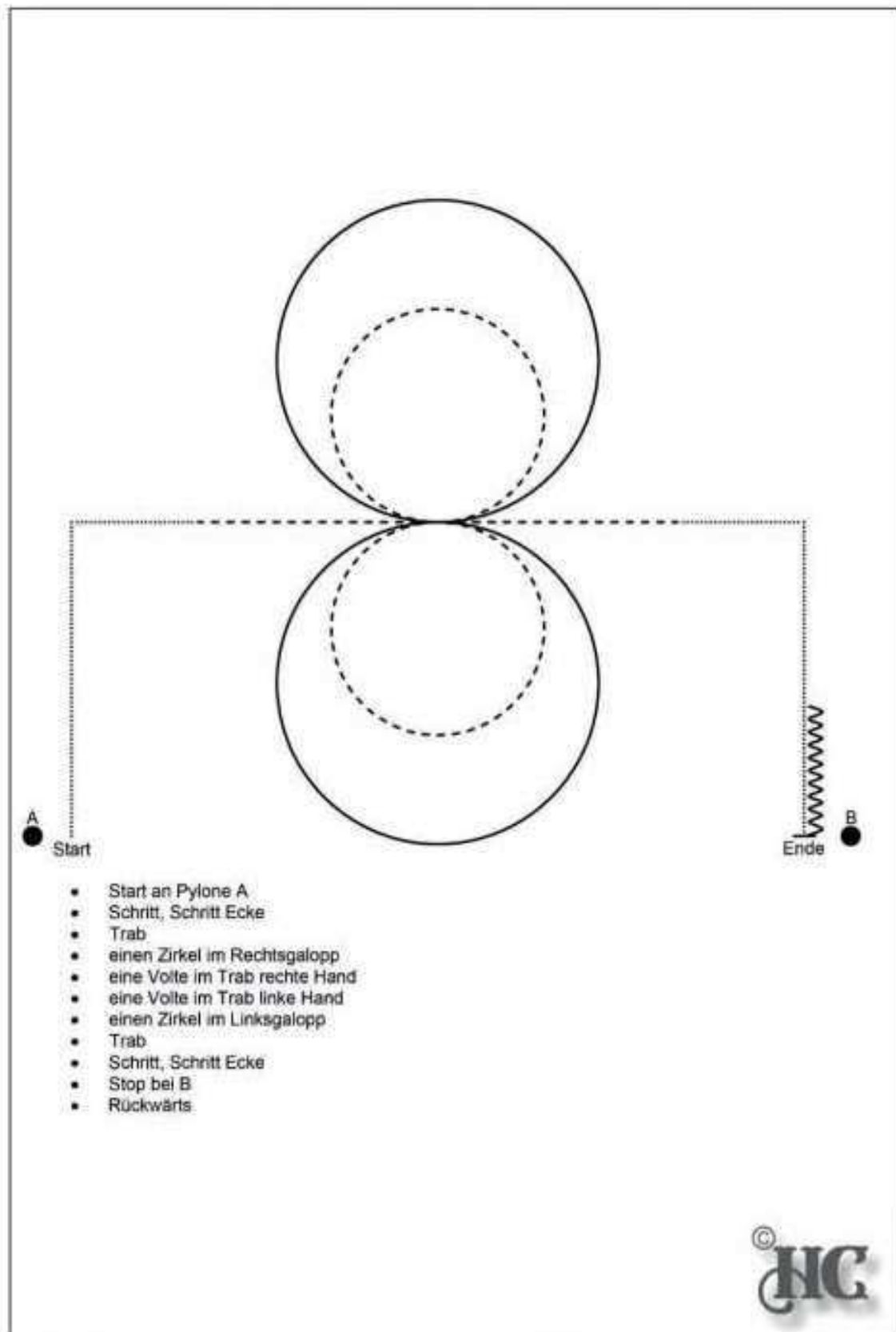
Western Horsemanship Walk Trot



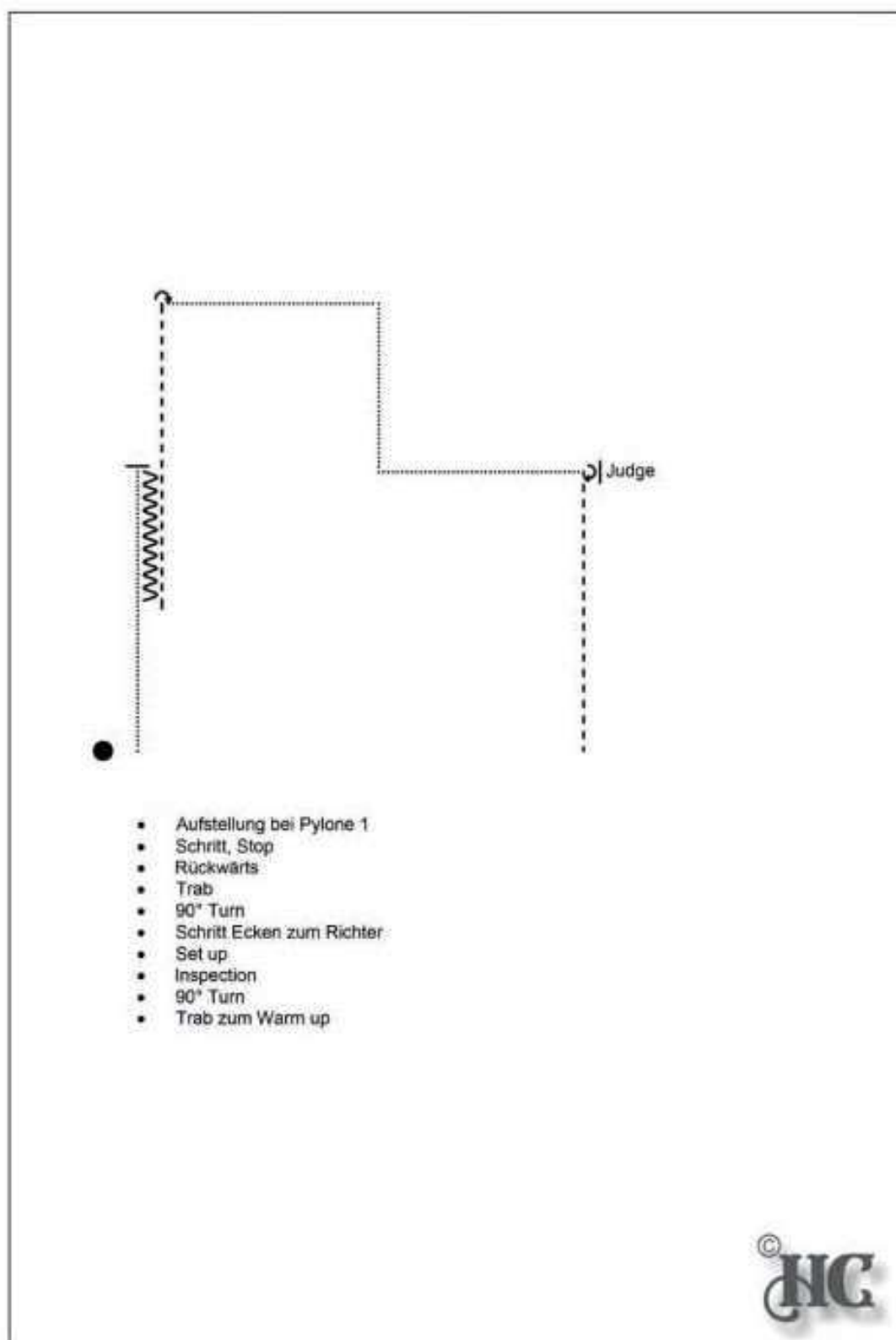
Be ready at A.

1. Jog to B.
2. At B, walk and walk around B.
3. Jog to and around C and to D.
4. Stop at D and back approximately one horse length.

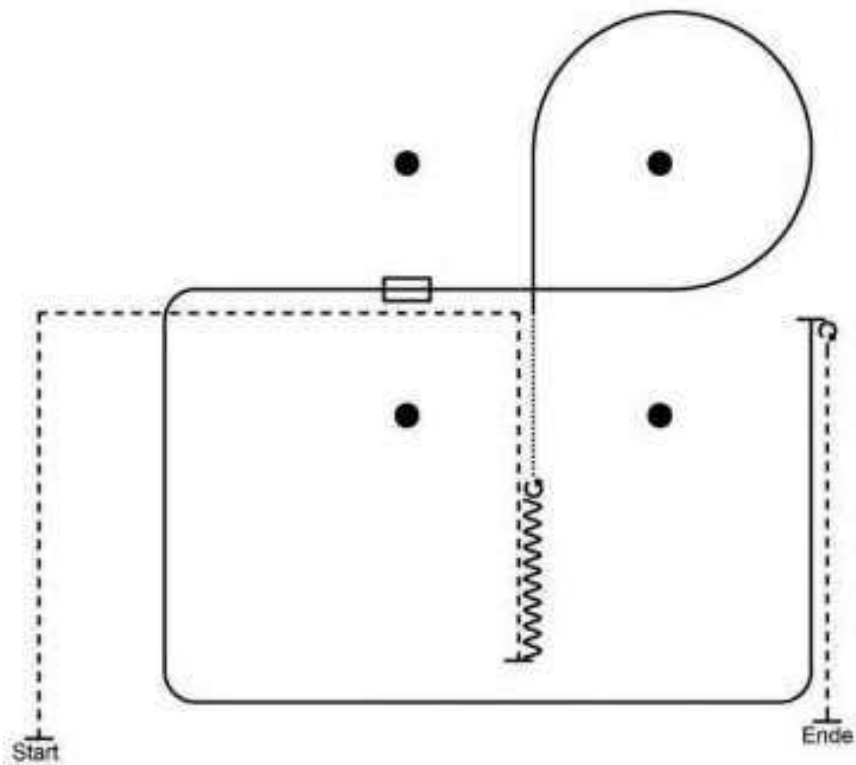
LK4/5 Western Horsemanship



LK4/5 Showmanship



LK 1-3B und LK 3A Western Horsemanship



- Beginn aus dem Stand
- Trab Corner, Stop
- Back up
- 180° Turn links
- Schritt
- Rechtsgalopp
- Galoppwechsel (einfach oder fliegend)
- Linksgalopp, Stop
- 180° Turn Rechts
- Trab zum Warm up